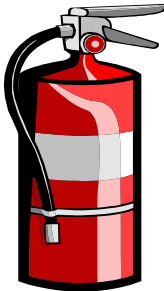











Statewide Healthcare Emergency Codes

(Panic button can be used in conjunction with these codes, if permitted by facility policy)

Originally published January 2005, revised June 2016

<div>CODE RED</div> <div></div>	<div><u>Fire</u></div> <div><ol style="list-style-type: none">1. Rescue those in immediate danger2. Activate the Fire Alarm Call 3-51113. Confine the fire by closing Doors4. Extinguish/Evacuate</div>	<div>CODE ORANGE (Internal/External)</div> <div></div>	<div><u>Hazardous Material Release</u></div> <div><ol style="list-style-type: none">1. Call 3-51112. Rescue anyone in immediate danger3. Close all doors to spill area4. DO NOT clean up spill, unless trained and equipped</div>
<div>CODE BLUE</div> <div></div>	<div><u>Cardiac Arrest/ Medical Emergency</u></div> <div><ol style="list-style-type: none">1. Call 3-51112. Summon help3. Assess the person4. Ensure the crash cart is on the way</div>	<div>CODE YELLOW</div> <div></div>	<div><u>Trauma Patient/ Trauma Team</u></div> <div><ol style="list-style-type: none">1. Call 3-51112. Trauma Team reports to the Emergency Department</div>
<div>CODE PURPLE</div> <div></div>	<div><u>Infectious Event</u></div> <div><ol style="list-style-type: none">1. Isolate the individual2. Don appropriate PPE3. Call Infection Control</div>	<div>CODE AMBER</div> <div></div>	<div><u>Infant/Child Abduction</u></div> <div><ol style="list-style-type: none">1. Call 3-5111 and provide age of abductee2. Notify Security3. Cover all interior stairwell doors, elevator areas, and exiting doors4. Immediately search the entire unit5. Protect the crime scene</div>
<div>CODE GREY</div> <div></div>	<div><u>Security/Team</u></div> <div><ol style="list-style-type: none">1. Call 3-51112. Assist Security/Team (Behavioral Health Team as applicable), with managing and/or de-escalating the situation</div>	<div>CODE SILVER</div> <div></div>	<div><u>Hostile Situation/ Person with a Weapon</u></div> <div><ol style="list-style-type: none">1. Call 3-51112. DO NOT enter the area3. Notify the Police Call 9114. Secure the area pending the arrival of Security/Police</div>
<div>ACTIVE SHOOTER</div> <div></div>	<div><u>Person discharging a firearm with intent to harm or kill</u></div> <div><ol style="list-style-type: none">1. Call 3-51112. DO NOT enter the area3. Notify the Police/Call 911</div>	<div>CODE GREEN</div> <div></div>	<div><u>Bomb Threat</u></div> <div><ol style="list-style-type: none">1. Call 3-51112. Notify security3. Screen the call and use the telephone checklist4. Report suspicious items to security</div>
CODE TRIAGE-CLEAR The situation has been cleared			
<div>CODE TRIAGE ASSESSMENT</div> <div>Hospital Assessment Group convened to establish situational awareness, determine need to pursue Code Triage Activation.</div>	<div>CODE TRIAGE STANDBY</div> <div>Alert and warning announcement of situation or event with potential impact to facility. Code Triage Group notified, no response to HCC.</div>	<div>CODE TRIAGE ICS LEVEL (I)</div> <div>Scaled incident operations for all hazards event with probable impact. EOP in effect. Principal assigned HICS Staff respond to HCC. Department plans activated as needed.</div>	<div>CODE TRIAGE ICS LEVEL (II)</div> <div>Expanded (Full) incident operations. EOP in effect. Principal assigned HICS Staff respond to HCC; additional pre-assigned positions activated. Department plans activated as needed.</div>
<div><div></div><div>Pre-activation levels</div><div></div></div>			