





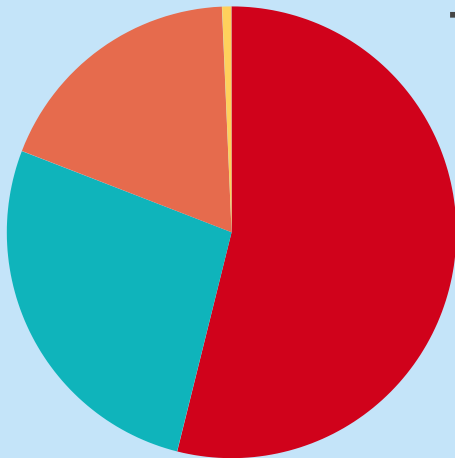
# Vehicular Heatstroke





## Did you know?

-  It only takes **10 minutes** for your car to heat up **20 degrees**.
-  Cracking your windows **does not** prevent your vehicle from becoming **dangerously hot**.
-  Children have died from vehicular heatstroke when the outside temperature was as low as **57 degrees**.
-  A child's body temperature can rise **3 - 5 times faster** than an adult's, making them more susceptible to heatstroke.



## Why does vehicular heatstroke happen?



-  Child forgotten by caretaker (54%)
-  Child playing in unattended vehicle (27%)
-  Child intentionally left in vehicle (18%)
-  Circumstances unknown (<1%)



## Sam's Safety Tips



Place an item that you need for your final destination in the back seat of your car. This will remind you to **check the back seat** before you leave the vehicle.



Always **lock your car** when not in use, and keep your car keys out of reach from children.



To curious kids, the trunk of a car may seem like a great hiding place. Teach children that they should **never play in or around cars**.



Call **911** if you see a child or pet left unattended in a car.

