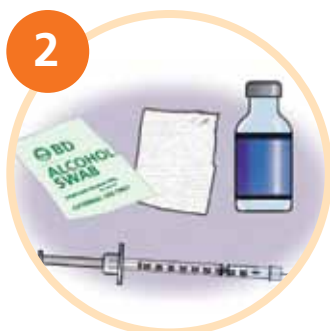


# Drawing and injecting one insulin



1 Wash your hands.



2 Get supplies.



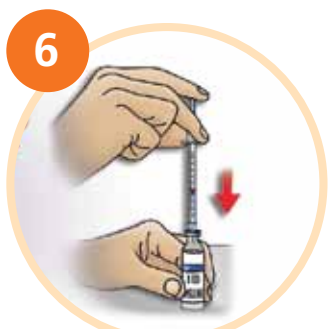
3 Roll bottle if needed.



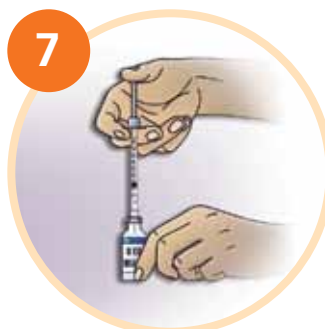
4 Wipe the top of the bottle with BD™ Alcohol Swab.



5 Pull plunger down to desired units.



6 Push needle into bottle.



7 Push plunger down.



8 Pull plunger down to desired units, filling syringe with insulin.



9 Remove air bubbles. Check to see if dose is correct.



10 Pick injection site. Wipe with BD™ Alcohol Swab. Pinch up skin and push needle into skin.



11 Push plunger in. Pull needle out of skin.

# Mixing, drawing and injecting insulins



1 Wash your hands.



2 Get supplies.



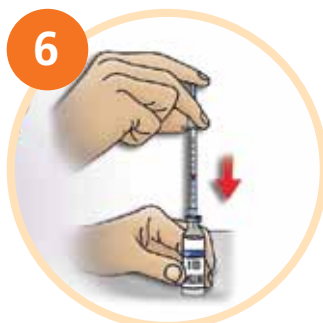
3 Roll **cloudy** insulin bottle.



4 Wipe the top of both insulin bottles with BD™ Alcohol Swab.



5 Pull plunger down to desired units.



6 Push needle into **cloudy** bottle.



7 Push plunger down.  
**Do not draw out insulin.**



8 Pull needle out of **cloudy** bottle.



9 Pull plunger down to desired units.

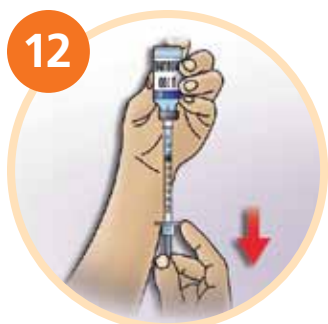


10 Push needle into **clear** bottle.



11 Push plunger down.

## Mixing, drawing and injecting insulins



Pull plunger down to desired units. Pull needle out of **clear** bottle.



Remove air bubbles. Check to see if dose is correct.



Push needle into **cloudy** bottle.



Pull plunger down to desired units.



Pull needle out of bottle.



Wipe the injection site with BD™ Alcohol Swab. Pinch up skin and push needle into skin.



Push the insulin in with the plunger. Pull needle out of skin.